



PRODUCT MANUAL version 2022-05EN

MINING TRANSFORMER



HENGFENGYOU ELECTRIC

Smart Electric Global Service provider
Make life better!



HENG FENG YOU
• Make Life Better •

HENGFENGYOU ELECTRIC



02

CATALOGUE

▪ Company profile	03
▪ KBSGZY Mining Explosion Isolation Transformer	05
▪ KBSG Mining Explosion Isolation Transformer	08
▪ Flameproof load center	09
▪ WBB automatic compensation device series of mine flameproof reactive power	10
▪ Flameproof mobile substation high voltage permanent magnet vacuum switch	11
▪ low voltage protection box	12
▪ KSG Mining Explosion Isolation Transformer	13
▪ KS Mining Oil-immersed Transformer	14
▪ Quantity Control	17
▪ TEST	18
▪ Installation	19
▪ Our factory	20
▪ case	22
▪ Certificate	23



ABOUT HENGFENGYOU ELECTRIC

HENGFENGYOU ELECTRIC GROUP, is an electrical enterprise with transmission and distribution industry as its main business, integrating product research and development, manufacturing and trade. Designated suppliers for the world's top 500 enterprises .Its main products include power transformers, medium and low voltage switchgear, distribution panel ,circuit breakers, transmission tower ,Cable and other power distribution equipment .The group has five department: Transformer department, Panel department, power transmission tower department, cable department and electrical engineering department. HENGFENGYOU ELECTRIC GROUP has been working hard to provide the best transmission, distribution solutions for users all over the world.

Key figures

- Since: 1990
- Revenue in 2018: 635 million yuan
- 550 employees and 30 Electrical Engineers
- 6 production sites in China
- 6% of revenue is invested in R&D

Mining Transformer solutions that drive the global energy transition

With energy demand expanding in both developed and emerging countries, the challenge for HENGFENGYOU ELECTRIC GROUP is to connect energy with people. The group's teams work as closely as possible with projects and decision makers and design and propose technical and process solutions based on global user needs.



HENGFENGYOU ELECTRIC

· Business area

HENGFENGYOU ELECTRIC GROUP designs, manufactures and sells global solutions and equipment for public utilities and private medium and low voltage distribution networks.

Hengfengyou Electric Group's business area is global power distribution equipment demand, fully meet the different power distribution equipment demand of more than 50 countries around the world.

· Grow business with Hengfengyou

Our goal is to become the world's leading manufacturer of electrical equipment. The business, experience and technology accumulated over the years have benefited customers in more than 50 countries around the world. Once our customers establish a cooperative relationship, they are long-term trusted customers, because HENGFENGYOU ELECTRIC GROUP always insists on providing you with our best electrical products and services.

Qingdao Hengfengyou Electrical Engineering Co., Ltd

Smart Electric Global Service provider, Make life better!

Address: N0.638 Zhongcheng Road, Chengyang District, Qingdao City, China

Tel: +86-532--87936206

Website: <http://www.hengfengyou.com>

Sales: hfy@hengfengyou.com

Service: service@hengfengyou.com

· The team energy

The HENGFENGYOU ELECTRIC team achieves synergy within the team to develop and produce specific solutions that meet all customer needs.

Our equipment is designed and researched by R&D services according to each country's electrical standards and helps manage your distribution network for optimal efficiency.

HENGFENGYOU's state-of-the-art production workshop and production equipment will produce high quality products according to your specifications.

HENGFENGYOU ELECTRIC GROUP has a certified quality control laboratory where electrical products are tested out of factory to ensure the reliability and optimal life of our products.

· Innovative development

For more than 30 years, HENGFENGYOU ELECTRIC GROUP has been designing innovative power distribution solutions to improve network security, optimize facility efficiency and become more environmentally friendly.

Every year, HENGFENGYOU ELECTRIC GROUP spends 6% of its revenue on research and development and innovation of energy saving development of distribution transformers; Intellectualization of distribution boards and substations; Research, development and improvement of transmission tower and cable materials. The R&D division has more than 30 engineers and technicians dedicated to designing and deploying new electrical solutions. Continuously meet the global demand for energy saving and intelligent electrical.

Qingdao International academician port Qingdao MINGSI is introduced as the strategic partner of Technology Co., Ltd. to provide smart power consumption solutions for global users. Through the intelligent monitoring of the Internet of things system, it can realize the remote monitoring, early warning, control and management of enterprise power transmission and distribution equipment and power consumption equipment, and finally achieve the goal of reducing fire accidents, reducing operating costs, and improving enterprise management efficiency.

KBSGZY MINING EXPLOSION ISOLATION TRANSFORMER

PRODUCT OVERVIEW

KBSGZY mine flameproof mobile substation is mainly used in methane mixed gas and coal dust and has the danger of explosion in the mine, as a comprehensive mechanized mining equipment of coal mine power distribution device.



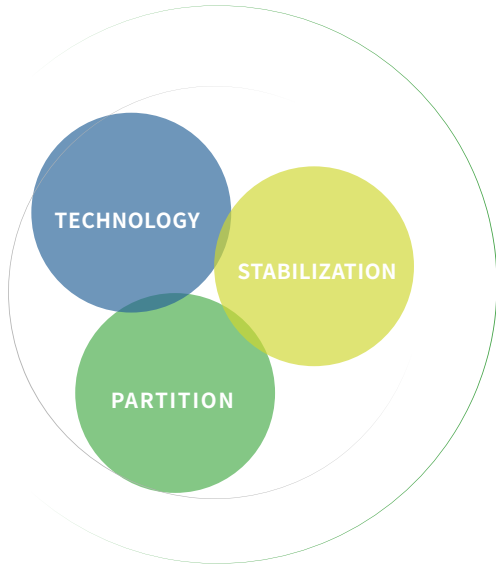
>1000kva KBSGZY Mining Explosion Isolation Transformer

PRODUCT FEATURE

DRY TYPE MINING EXPLOSION ISOLATION TRANSFORMER

>KBSGZY mining flameproof mobile substation KBSGZY is mainly composed of three parts: mine flameproof mobile substation special dry transformer, mine flameproof mobile substation special high voltage vacuum switch, mine flameproof mobile substation special low voltage protection box. High and low voltage switch with leakage, overload, short circuit, phase break, loss of voltage, PLC control and other functions.

>KBSGZY transformer shell for the top open cover flameproof structure, in the box cover is provided with four small hanging mix, used for lifting cover removal, box shell on both sides of the corrugated steel plate, box bottom thick steel plate, transformer high and low voltage side are provided with wiring flange, connecting high and low voltage switch. The box shell is provided with four large lifting lugs for the overall lifting of the transformer; Both ends of the box shell are welded with grounding bolts and grounding marks for connecting the external grounding wire.



>KBSGZY flameproof mobile substation dry transformer is composed of box shell, box cover, core assembly, insulation assembly, high voltage lead, low voltage lead and railway track trolley.

>KBSGZ transformer internal high and low voltage interlocking line and temperature control line are respectively connected with high and low voltage switch; Temperature control using PT100 platinum resistance or temperature relay, when the temperature inside the transformer is too high, send out overtemperature signal.

>Transformer core assembly consists of core, clip, insulation, etc. The core is made of high quality 30Q130 or 30Q120 cold-rolled oriented silicon steel sheet and multi-step fully inclined three-joint laminated structure to reduce no-load loss and no-load current. The cut of the core piece shall be coated with antirust liquid, and the surface of the core column and the yoke shall be coated with high temperature antirust and moisture-proof paint. The clamp is made of channel steel, and the pull screw structure is used for pulling up and down, and measures are taken to prevent the relative displacement of the core and the clamp, so as not to affect the quality of the product. The core insulation is made of grade C insulation material made in China.

PRODUCT FEATURE

KBSGZY MINING EXPLOSION ISOLATION TRANSFORMER



Product model	Rated capacity (kva)	Voltage combination and tapping voltage			connection symbol	loss(kw)		No-load current (%)	broken circuit impedance (%)	weight	Overall dimensions L*W*H			
		hv (kva)	hv tapping (kva)	lv (kva)		No load	load							
KBSGZY-50/6	50	6	±5	0.693 (0.4)	Yy0 (d11)	0.35	0.55	2.50	4.0	2150	3840*850*1340			
KBSGZY-100/6	100					0.52	0.92	2.50		2350	3840*850*1340			
KBSGZY-160/6	160					0.70	1.30	2.00		2500	3840*850*1340			
KBSGZY-200/6	200					0.82	1.55	2.00		2800	3980*850*1430			
KBSGZY-250/6	250					0.95	1.80	2.00		3000	3980*850*1430			
KBSGZY-315/6	315					1.10	2.15	1.80		3250	4050*960*1520			
KBSGZY-400/6	400					1.30	2.60	1.80		3500	4050*960*1520			
KBSGZY-500/6	500					1.50	3.10	1.50		3700	4050*960*1520			
KBSGZY-630/6	630					1.80	3.68	1.50		4200	4060*1020*1640			
KBSGZY-800/6	800					3.45 1.2 0.693	2.05	4.50		1.00	5500	4240*1090*1720		
KBSGZY-1000/6	1000			2.35		5.40	1.00	6000	4240*1090*1720					
KBSGZY-1250/6	1250			2.75		6.50	1.00	6500	4240*1090*1720					
KBSGZY-1600/6	1600			3.45		3.35	8.00	0.80	9000	4430*1200*1730				
KBSGZY-2000/6	2000			1.2		3.80	9.50	0.60	9500	4560*1240*1780				
KBSGZY-2500/6	2500			±2*2.5		3.45	4.50	10.60	0.60	5.0	13800	4890*1320*1820		
KBSGZY-3150/6	3150						5.30	12.50	0.60	5.5	17800	5460*1340*1735		
KBSGZY-4000/6	4000						6.10	14.00	0.60	6.0	23100	5680*1400*1815		
KBSGZY-50/10	50						10	±5	0.693 (0.4)	Yy0 (d11)	0.39	0.68	2.50	4.0
KBSGZY-100/10	100			0.56		1.05					2.50	2550	3910*850*1340	
KBSGZY-160/10	160			0.80		1.50					2.00	2700	4050*890*1430	
KBSGZY-200/10	200	0.95	1.80	2.00	3000	4050*890*1430								
KBSGZY-250/10	250	1.10	2.10	2.00	3200	4150*930*1500								
KBSGZY-315/10	315	1.30	2.50	1.80	3400	4150*960*1520								
KBSGZY-400/10	400	1.50	3.00	1.80	3700	4150*960*1520								
KBSGZY-500/10	500	1.75	3.50	1.50	3900	4130*1010*1560								
KBSGZY-630/10	630	2.00	4.10	1.50	4400	4130*1020*1640								
KBSGZY-800/10	800	3.45 1.2 0.693	2.30	5.10	1.20	5700					4310*1090*1720			
KBSGZY-1000/10	1000	2.60	6.10	1.20	6200	4310*1090*1720								
KBSGZY-1250/10	1250	3.10	7.40	1.00	6700	4530*1170*1780								
KBSGZY-1600/10	1600	3.80	8.50	1.00	9200	4700*1200*1730								
KBSGZY-2000/10	2000	4.50	9.70	0.70	9700	4700*1260*1830								
KBSGZY-2500/10	2500	±2*2.5	3.45	5.20	10.80	0.70			5.5		14000	4870*1370*1850		
KBSGZY-3150/10	3150			6.10	12.80	0.70			5.5		18000	5000*1370*1870		
KBSGZY-4000/10	4000			7.00	15.00	0.70			6.0		21500	5550*1460*1870		
KBSGZY-5000/10	5000			8.20	17.60	0.60			6.0		21550	5850*1500*1890		
KBSGZY-6300/10	6300	9.00	19.80	0.60	6.0	26500			6000*1540*1950					

KBSG MINING EXPLOSION ISOLATION TRANSFORMER



Product model	Rated capacity (kva)	Voltage combination and tapping voltage			connection symbol	loss(kw)		No-load current (%)	broken circuit impedance (%)	weight	Overall dimensions L*W*H					
		hv (kva)	hv tapping (kva)	lv (kva)		No load	load									
KBSG-50/6	50	6	±5	0.693 (0.4)	Yy0 (d11)	0.35	0.55	2.50	4.0	1250	2340*850*1340					
KBSG-100/6	100					0.52	0.92	2.50		1450	2340*850*1340					
KBSG-160/6	160					0.70	1.30	2.00		1600	2340*850*1340					
KBSG-200/6	200					0.82	1.55	2.00		1950	2480*890*1430					
KBSG-250/6	250					0.95	1.80	2.00		2100	2480*890*1430					
KBSG-315/6	315					1.10	2.15	1.80		2300	2580*960*1520					
KBSG-400/6	400					1.30	2.60	1.80		2600	2580*960*1520					
KBSG-500/6	500					1.50	3.10	1.50		2800	2580*960*1520					
KBSG-630/6	630					1.80	3.68	1.50		3300	2560*1020*1640					
KBSG-800/6	800					3.45	1.2	1.00		4550	2740*1090*1720					
KBSG-1000/6	1000			1.2		0.693	1.00	5100	2740*1090*1720							
KBSG-1250/6	1250			2.75		6.50	1.00	5600	2740*1090*1720							
KBSG-1600/6	1600			3.35		8.00	0.80	8100	2930*1200*1730							
KBSG-2000/6	2000			1.2		3.45	0.60	8900	3410*1210*1780							
KBSG-2500/6	2500			±2*2.5		3.45	4.50	10.60	0.60	5.0	12900	3690*1320*1820				
KBSG-3150/6	3150						5.30	12.50	0.60	5.5	16900	4310*1340*1735				
KBSG-4000/6	4000						6.10	14.00	0.60	6.0	20400	4430*1400*1815				
KBSG-50/10	50						10	±5	0.693 (0.4)	Yy0 (d11)	0.39	0.68	2.50	4.0	1450	2410*850*1340
KBSG-100/10	100										0.56	1.05	2.50		1650	2410*850*1340
KBSG-160/10	160			0.80		1.50					2.00	1800	2550*890*1430			
KBSG-200/10	200	0.95	1.80	2.00	2100	2550*890*1430										
KBSG-250/10	250	1.10	2.10	2.00	2300	2650*930*1500										
KBSG-315/10	315	1.30	2.50	1.80	2500	2650*930*1520										
KBSG-400/10	400	1.50	3.00	1.80	2800	2630*1010*1560										
KBSG-500/10	500	1.75	3.50	1.50	3000	2630*1020*1640										
KBSG-630/10	630	2.00	4.10	1.50	3500	2810*1090*1720										
KBSG-800/10	800	2.30	5.10	1.20	4750	2810*1090*1720										
KBSG-1000/10	1000	2.60	6.10	1.20	5300	3030*1170*1780										
KBSG-1250/10	1250	3.10	7.40	1.00	4.5	5800			3200*1200*1780							
KBSG-1600/10	1600	3.80	8.50	1.00	5.0	8300			3345*1200*1780							
KBSG-2000/10	2000	4.50	9.70	0.70		8800			3565*1270*1835							
KBSG-2500/10	2500	±2*2.5	3.45	5.20	10.80	0.70			5.5		13100	3690*1320*1820				
KBSG-3150/10	3150			6.10	12.80	0.70					17100	4310*1340*1735				
KBSG-4000/10	4000			7.00	15.00	0.70					6.0	20600	4530*1400*1815			

FLAMEPROOF LOAD CENTER



The flameproof load center consists of a mining flameproof high-voltage vacuum power distribution device, a mining flameproof dry type transformer, and a low-voltage load measuring center. Three voltages, 3.3kV, 1.14kV, 0.66kV, can be output simultaneously as needed, and different voltages match corresponding load currents. The combination mode is arbitrary combination of different voltages and multiple outputs. Short circuit to overcurrent. Leakage lockout and leakage protection. Insulation monitoring. Overvoltage and disconnection shall be protected respectively. It can realize standardized interface for working status and fault display, remote control, digital transmission signal, menu display, etc.

Input voltage	10kV/6kV
Transformer capacity	1000kVA-4000kVA
Output voltage	3.3kV 1.14kV 0.66kV can simultaneously output three voltages
Output current	Match the current according to the supplied voltage and load
Combination method	Multiplex output (arbitrary combination of different voltages)
Protection method	Overcurrent, short circuit, leakage lockout, leakage protection, insulation monitoring, overvoltage, disconnection, etc
Intelligent control	It can achieve standardized interface for working status and fault display, remote control, digital transmission of signals, and menu display

WBB AUTOMATIC COMPENSATION DEVICE SERIES OF MINE FLAMEPROOF REACTIVE POWER



WBB-640/1140, WBB-320/1140, WBB-180/660 mine flameproof reactive power automatic compensation devices (hereinafter referred to as compensation devices) are applicable to mines with explosive hazardous gases (methane) and coal dust. In a power supply system with an AC frequency of 50Hz and a rated voltage of 1140V (660V), they are a type of energy-saving equipment that automatically compensates the reactive power of electrical equipment.


Main technical indicators

Model	Rated voltage(V)	Rated current of main circuit(A)	Rated current in compensation circuit(A)	Compensation capacity(kvar)
WBB-640/1140	1140	630	630	0-640
WBB-320/1140	1140	630	630	0-320
WBB-360/660	660	630	630	0-360
WBB-180/660	660	630	630	0-180

1. Standard frequency of power supply: 50Hz;
2. Control power supply voltage: 220V;
3. Working mode: Automatic
4. Transformer ratio: main circuit: 800A/5A, compensation circuit: 400A/5A
5. Overall dimension: 1874mm+1070mm+1380mm (length+width+height)
6. Weight: 1800kg

FLAMEPROOF MOBILE SUBSTATION HIGH VOLTAGE PERMANENT MAGNET VACUUM SWITCH


KBG series mining flameproof mobile substation high-voltage vacuum switch is suitable for underground coal mines with methane and coal dust explosion hazards. It is installed on the high-voltage side of the mobile substation, and is matched with the BXB series mining flameproof mobile substation low-voltage protection box produced by our company. It is used at both high and low voltage ends of mining flameproof mobile substation with a rated capacity of 6kV/50Hz, 10kV/50Hz, and below 5000kVA, An ideal mobile substation system that jointly constitutes a low-voltage side fault breaking high-voltage side power supply. It can achieve protection functions such as overload, short circuit, overtemperature, lockout, overvoltage, undervoltage, and imbalance. It adopts an advanced intelligent programmable controller PLC integrated machine system, and is suitable for RS485 communication interface and MODBUS communication protocol.



Model and basic parameters of high-voltage switch

Model	Rated voltage(V)	Rated operating current(A)	working frequency(Hz)	Working system
KBG2-100/10Y	10	100	50	Long term work
KBG2-400/10Y	10	400		
KBG2-200/6Y	6	200		
KBG2-400/6Y	6	400		

FLAMEPROOF MOBILE SUBSTATION LOW VOLTAGE PROTECTION BOX



BXB series mine explosion-proof mobile substation low-voltage side protection box. Suitable for underground coal mines with methane and coal dust explosion hazards, it is installed on the low-voltage side of a mobile substation to detect various faults in its low-voltage side power grid, and transmit the fault power-off signal to the high-voltage switch, which cuts off the high-voltage side power supply of the mobile substation. The low-voltage protection box and the KBG series of permanent magnet high-voltage vacuum switches for mining flameproof mobile substations produced by our company are used as high and low voltage protection systems for 3300V, 1140, and 660V mining flameproof mobile substations. They are used together for 3300V, 1140V, 660V/50Hz mobile substations with a rated capacity of 5000kVA and below, forming an ideal mobile substation system for low-voltage side fault breaking high-voltage side power supply. It can realize protection such as overload, short circuit, electric leakage, leakage lockout, overvoltage, undervoltage, remote shunt, and adopts RS485 communication interface and MODBUS communication protocol.

Model and basic parameters of low-voltage switch

Model	Rated voltage(V)	Rated operating current(A)	working frequency(Hz)	Working system
BXB1-1000/1140 (660) Y	1140 (660)	1000	50	Long term work
BXB1-630/1140 (660) Y	1140 (660)	630		
BXB1-1000/3300Y	3300	1000		
BXB1-630/3300Y	3300	630		

KSG MINING DRY-TYPE TRANSFORMER

PRODUCT FEATURE

· KSG mining dry-type transformer is produced by HENGFENGYOU TRANSFORMER. It is mainly used for power supply and distribution of various mines such as coal mine, iron mine, aluminum mine, copper mine, gold mine, silver mine, zinc mine, titanium mine, manganese and magnesium, as well as explosive dangerous gas places such as oil field, gas field and oil station. Rated capacity: 50 KVA-2000 KVA. It has the advantages of strong moisture-proof ability and good flame retardant performance.



TECHNICAL PARAMETERS

Rated Capacity (KVA)	Voltage group		Connection method	Loss(W)		No-load Current (%)	Impedance Voltage (%)
	HV	LV		No-load	Load		
KGS-100KVA	11KV	0.4 0.69KV	Dyn11 Dy11 Yd11	400	1570	1.8	4.0
KGS-200KVA				620	2530	1.1	
KGS-250KVA				720	2760	1.4	
KGS-315KVA				880	3470	1.2	
KGS-400KVA				980	3990	1.2	
KGS-500KVA				1160	4880	1.2	
KGS-630KVA				1300	5960	1.0	6.0
KGS-800KVA				1520	6960	1.0	
KGS-1000KVA				1770	8130	1.0	
KGS-1250KVA				2090	9690	1.0	

KS MINING OIL-IMMERSED TRANSFORMER

PRODUCT OVERVIEW

- HENGFENGYOU KS13 series mining oil immersed transformer is used as the power distribution equipment of mine. The product has the characteristics of small volume, easy combination, reasonable structure, low loss and good thermal conductivity.
- It is suitable for mining oil immersed transformers with a voltage of 1250kv and below. This type of mine transformer is a general oil immersed transformer without explosion-proof requirements. It is mainly used as the power supply for mine lighting or electric drive during mine power distribution.
- The products are mainly sold to Iran, Kazakhstan, Uzbekistan, Kazakhstan, Pakistan, Indonesia, Chile and other countries and regions.
- Executive standard: IEC60076, GB1094 1~2-1996、GB1094. 3,5-2003 、GB/T6451-2008、GB12173-2008



KS MINING OIL-IMMERSED TRANSFORMER

PRODUCT FEATURE

-HENGFENGYOU KS series mining transformers are made of silicon steel sheets with high oriented magnetic conductivity. The iron core is a core type iron core and a fully inclined seam stacked iron core. The iron core column is a multi-level circular section to ensure low noise and low loss, and the oil tank structure is firm.

-The two sides of the box wall are welded with high and low voltage cable junction boxes, which are used as cable connection. The high voltage coil must have a rated voltage of 5%. The switching power supply must be cut off when the tap changer is used to convert the voltage to the voltage, and then the tap changer is adjusted to carry out the transformation voltage.

-The low-voltage side of the transformer allows "Y" type to be connected into 693v or "d" type to be connected into 400V power supply. The secondary end is directly installed in the cable junction box, and six porcelain sleeves are led out for the user to connect the transformer. The lifting lug welded on the box wall is used for the lifting of the transformer. The bottom of the transformer box is equipped with a drag sled. The drag sled is equipped with installation holes to supply ore and add ore car rollers when necessary.



>1000kva Mining Transformer



>500kva Mining Transformer

TECHNICAL PARAMETERS

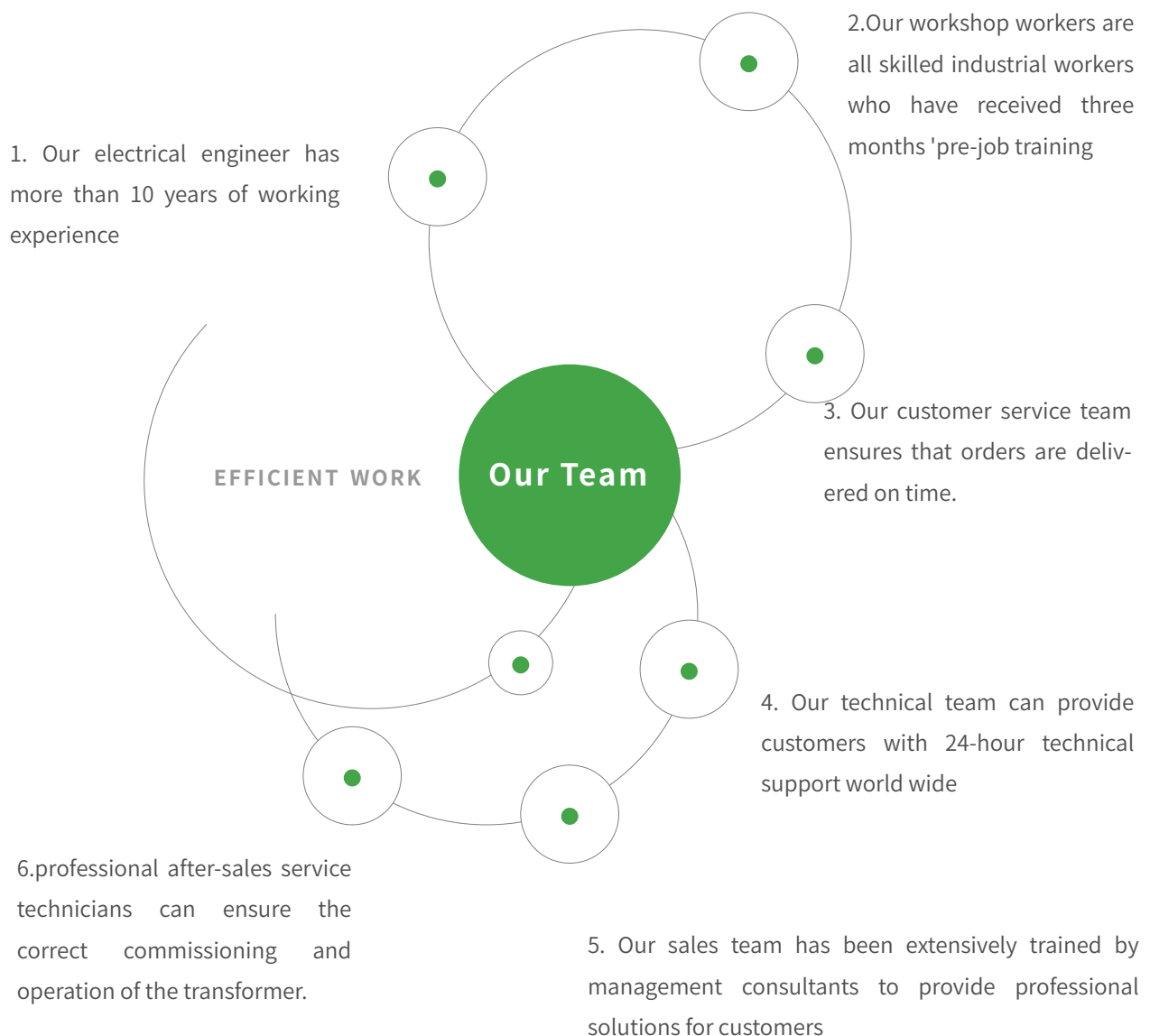
MINING OIL-IMMERSED TRANSFORMER

Rated Power(KVA)	H.V(KV)	L.V(KV)	Loss(KW)		Non-load Current (%)	Short Circuit Impedance (%)	Weight(KG)	
			No-load	Load			Oil Weight	Total Weight
KS-30KVA	20	0.4	0.1	0.63/0.6	1.5	4.0	75	295
KS-50KVA			0.13	0.91/0.87	1.3		88	395
KS-63KVA			0.15	1.09/1.04	1.2		95	420
KS-80KVA			0.18	1.31/1.25	1.2		103	480
KS-100KVA			0.2	1.58/1.50	1.1		115	540
KS-125KVA			0.24	1.89/1.80	1.1		130	645
KS-160KVA			0.28	2.31/2.20	1		145	740
KS-200KVA			0.34	2.73/2.60	1		175	885
KS-250KVA			0.4	3.20/3.05	0.9		195	1010
KS-315KVA			0.48	3.83/3.65	0.9		230	1205
KS-400KVA			0.57	4.52/4.30	0.8	255	1375	
KS-500KVA			0.68	5.41/5.15	0.8	285	1620	
KS-630KVA			0.81	6.2	0.6	350	1960	
KS-800KVA			0.98	7.5	0.6	405	2310	
KS-1000KVA			1.15	10.3	0.6	490	1690	
KS-1250KVA			1.36	12	0.4	550	3315	
KS-1600KVA			1.64	14.5	0.4	625	3795	

Rated Power(KVA)	H.V(KV)	L.V(KV)	Loss(KW)		Non-load Current (%)	Gauge vertical /horizontal (mm)	Weight(KG)		
			No-load	Load			Machine Weight	Oil Weight	Overall Weight
KS-50KVA	106	0.4	0.17	0.87	2.0	660/630	0.248	0.110	0.410
KS-80KVA			0.25	1.25	1.8		0.335	0.130	0.570
KS-100KVA			0.29	1.50	1.6		0.360	0.140	0.610
KS-160KVA			0.40	2.20	1.4		0.505	0.190	0.790
KS-200KVA			0.48	2.60	1.3		0.585	0.210	1.050
KS-250KVA			0.56	3.05	1.2		0.715	0.235	1.150
KS-315KVA			0.67	3.65	1.1		0.820	0.255	1.270
KS-400KVA			0.80	4.30	1.0	0.980	0.290	1.580	
KS-500KVA			0.96	5.10	1.0	1.155	0.335	1.790	
KS-630KVA			1.20	6.20	0.9	1.430	0.440	2.200	
KS-800KVA			1.40	7.50	0.9	1.860	0.530	2.850	
KS-1000KVA			1.70	10.30	0.7	2.035	0.610	3.430	

QUALITY CONTROL

- HENGFENGYOU has formulated strict workflow and ISO standards to ensure to provide customers with first-class mining Transformer and the best service.
- The HENGFENGYOU team works collaboratively within the team to develop and produce, Mining Transformer solutions that meet all customer needs.
- Our products are designed and studied by R & D services according to the electrical standards of each country and help manage your distribution network for optimal efficiency.



TEST

DRY TYPE MINING EXPLOSION ISOLATION TRANSFORMER

1.1 Preparation and inspection before use

1.1.1 Carefully read this instruction manual and the instruction manual of high and low voltage switches before use;

1.1.2 Check the product nameplate to check whether the electrical parameters such as capacity, voltage and connection group are consistent with the actual electrical equipment;

1.1.3 Adjust the high-voltage tap voltage to suit the input voltage. The power supply must be cut off first, and then the tap flange cover can be opened to adjust the high-voltage tap voltage. The flange cover has a sign of "No open cover with power on". The tap voltage and the corresponding connection piece position are shown in Sheet 1.

Sheet 1 High-voltage connection piece position and corresponding voltage

Y Connect the connector position	X1-Y1-Z1	X2-Y2-Z2	X3-Y3-Z3
D Connect the connector position	2-3	3-4	4-5
Tapping voltage	+5%	Rated Voltage	-5%

1.1.4 adjust the low voltage to make it compatible with electrical equipment. The power supply must be cut off first, and then the connecting flange cover must be opened to adjust the low voltage to realize voltage conversion. The flange cover is provided with a sign board of "do not open the cover with electricity". See Table2for the location of low voltage and corresponding connecting piece.

Sheet 2 Low-voltage connection piece position and corresponding voltage

Position of connection strap	x-y-z	a-y,b-z,c-x
Line Joins	y	d
Corresponding at low voltage 1200 / 693v	1200V	693V
Corresponding at low voltage 693 / 400v	693V	400V

1.1.5 Check that the shell, parts, etc. should be free of damage;

1.1.6 The explosion-proof surface should be free from damage and corrosion;

1.1.7 The button operation is flexible and the switch works normally;

1.1.8 Check whether each fastener is loose, and re-tighten it once;

1.1.9 The electrical connections are in good contact, reliable, and pressed tightly;

1.1.10 The incoming and outgoing cables should be compressed and sealed;

1.1.11 The electrical insulation performance of each component is good, and the short-term power frequency withstand voltage is qualified

INSTALLATION

Installation clearance size

Installation clearance size: the distance between the protruding part of the shell and the roadway support, railings and moving harvesters shall not be less than 0.5m; The width of sidewalk and inspection channel is not less than 0.8m; The distance between the highest point and the lowest point of the roof or support is not less than 0.25m, leaving a certain operating space.

Preparation, start-up and commissioning before trial operation

After the items are qualified, high voltage can be sent for no-load trial operation, check the noise and temperature rise of the transformer, etc., until no abnormal phenomenon of no-load operation, load can be connected.

CARRY&PACKAGE



THE CORNER OF OUR FACTORY

CUSTOMER-ORIENTED CREATE VALUE FOR CUSTOMERS



▲ FACTORY DISPLAY



▲ FACTORY DISPLAY

Hengfengyou Electric has 22000 square meters of modern plant, with a monthly delivery capacity of up to 200 Mining Transformer, and has fully passed the ISO9001, ISO14001, SA8000, BSCI and other market access standards reviewed and issued by international certification bodies. At present, the company has 10 senior engineers, 30 senior technicians and more than 300 employees, with an annual output value of US \$100 million

MAKE FRIENDS ALL OVER THE WORLD



▲ KBSGZY DRY TYPE MINING EXPLOSION ISOLATION MOVEABLE TRANSFORMER SUBSTATION

THE CORNER OF OUR FACTORY



CASE



Case show

make life better

Hengfengyou Electric has always been committed to providing the best quality Mining Transformer products for global customers



Mainly used for power supply and distribution of coal mine, iron ore, aluminum ore, copper ore, gold ore, silver ore, zinc ore, titanium ore, manganese, magnesium and other mines, as well as oil field, gas field, oil station and other explosive dangerous gas sites.

QUALIFICATION CERTIFICATE



FB-ZSC



QUALIFICATION CERTIFICATE



QUALIFICATION CERTIFICATE



OUR PARTNER



PRE-SALE SERVICE:

1. ISO certified excellent Manufacturer
2. Third-party authoritative certifications: CE, CB, SASO, CCC, KEMA etc
3. Flexible payment: T/T, LC, O/A
4. Sufficient inventory, fast delivery time and long validity of the price
5. The whole process of picture tracking can be realized in production and transportation
6. Experienced professional sales team and a strong technical team
7. Sincerely invite customers to visit the company for guidance

AFTER-SALES SERVICE:

1. If there is any quality problem after receiving the goods, you can return the goods free of charge or ship new products
2. We provide our customers with a 1-year product warranty
3. Provide 24-hour, 365-day technical guidance worldwide
4. The VIP customers enjoy our promotional activity
- trained by management consultants, is able to provide professional solutions for customers.
5. Our customer service team ensures on time delivery.



Call Us For Details



HENG FENGYOU

· Make Life Better ·

青岛恒丰友电气工程有限公司

QINGDAO HENGFENGYOU ELECTRICAL ENGINEERING CO., LTD

Hengfengyou Electric Group

Hengfengyou (Qingdao) Transformer Co., Ltd

Address: Fengju Road, Chengyang District, Qingdao City, Shandong Province, China

Hengfengyou (Qingdao) Transmission tower Co., Ltd

Address: Shuangyuan Road, Chengyang District, Qingdao City, Shandong Province, China

Hengfengyou (Qingdao) Cable Co., Ltd

Address: Jifa Longshan Road, Jimo District, Qingdao, Shandong Province, China

Hengfengyou (Qingdao) Panel Builder Co., Ltd

Address: Jifa Longshan Road, Jimo District, Qingdao, Shandong Province, China

Hengfengyou (Yancheng) special transformer Co., Ltd

Address: Longteng Road, Longgang Town, Yandu District, Yancheng City, Jiangsu Province, China

Hengfengyou (Liaocheng) transformer Co., Ltd

Address: Fenghuang Industrial Park, Liaocheng City, Shandong Province, China

QINGDAO HENGFENGYOU ELECTRICAL ENGINEERING CO., LTD

Tel: +86-532--8793 6206

WhatsApp: Jack +86 15853252696 Olivia +86 15853218976

Website: www.hengfengyou.com

Email: hfy@hengfengyou.com

Address: No.638 Zhongcheng Road, Chengyang District, Qingdao City, China

